



BE CREATIVE • GET READING • HAVE FUN!

GET CREATIVE! WEEK 6

THIS WEEK'S ACTIVITIES

- Dog Man's Scavenger Hunt
- Cat Kid's Creativity Challenge
- Captain Underpants' Epic Word Game
- 80-HD's Fun with Paper
- George & Harold's Book Club

EVEN MORE FUN STUFF

- How 2 Draw Characters
- Funny Fill-Ins
- Coloring Sheet
- Home Base Event List

MORE FUN ONLINE

FOR PARENTS



DOG MAN'S SCAVENGER HUNT COMPARE AND CONTRAST

What you'll need: A pencil, your favorite Dav Pilkey books

How to play: Go on a scavenger hunt INSIDE your books. Grab any Dav Pilkey book and choose a page. Then, find the same page in another book or books.

Take a look at the words, characters, scenes, and other details. What is alike? What is different? If you read each page in a row, what kind of crazy story does it make? Pick a new page number and do it again!

Page #	What is the same?	What is different?
_____	_____	_____
_____	_____	_____
_____	_____	_____
_____	_____	_____
_____	_____	_____
_____	_____	_____







Which books did you use?

CAT KID'S CREATIVITY CHALLENGE SETTING THE SCENE

What you'll need: A pencil, lined paper, a die

Here's a fun and easy way to create an original scene set in the world of Dog Man, Cat Kid Comic Club, or Captain Underpants. Roll the die to determine the characters, setting, and activity. Then, grab a sheet of lined paper and write out your scene.

(Note: This is a two-part activity. When you're done writing your scene, skip ahead to 80-HD's Fun with Paper: Making the Scene activity to create a diorama based on your scene!)

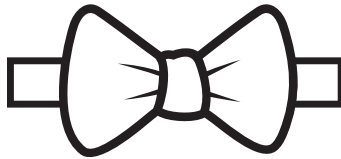
ROLLED	CHARACTERS	SETTING	ACTIVITY
	80-HD Dog Man Li'l Petey	Beach	Learning to surf
	George Harold Professor Poopypants	School	Entering a talent show
	The Supabuddies Sarah Hatoff	A campsite	Setting up a tent
	Molly Li'l Petey Baby Frogs	Swimming pool	Learning to swim
	Commander Cupcake Petey Grampa	Skate park	Riding a skateboard
	Captain Underpants Wicked Wedgie Woman	A park	Flying a kite

CAPTAIN UNDERPANTS' EPIC WORD GAME PICTURE PUZZLERS


Rebus puzzles combine pictures and icons to spell out a new word or phrase.
Can you solve the ones below?



+



=



+



=

WISH



=

FIVE

=



=

Bonus: Can you create your own Rebus Puzzle using a common word or phrase? Try it out!

80-HD'S FUN WITH PAPER MAKING THE SCENE

What you'll need: A flat surface, shoebox, construction paper, tape or glue, markers or paint, scissors—plus optional crafting supplies like modeling clay or fabric

What to do: Follow the steps below to make a diorama of the scene you wrote for this week's Cat Kid's Creativity Challenge: Setting the Scene. (Note: This is a two-part activity. Be sure to complete Cat Kid's Creativity Challenge first.)

Step 1: Collect all necessary materials and clear a workspace.


Step 2: Plan your design using the scene you wrote earlier for the Creativity Challenge.

Step 3: Start with a shoebox or other similarly sized box. Paint, color, or use construction paper to cover the outside and/or the inside of the box. Set aside to dry.

Step 4: Create your characters, the background, and the scenery. Use the character cut-out art included on the following pages, or create your own. (Note: You can also use existing figurines or miniatures for your diorama.)







Step 5: Arrange everything inside your box, and tape or glue in place.

Step 6: Display your diorama on a table or shelf, or turn it into a mini-theater and have the characters






80-HD'S FUN WITH PAPER MAKING THE SCENE: CHARACTER ART

Here are some character images to help with your scene.



80-HD'S FUN WITH PAPER MAKING THE SCENE: CHARACTER ART

Here are some character images to help with your scene.



DOG MAN & FRIENDS SUMMER CAMP

GEORGE & HAROLD'S BOOK CLUB CAT KID COMIC CLUB



Join Li'l Petey, Flippy, and Molly as they introduce comic making to twenty-one funny, rambunctious, and talented frogs.

STARS: ★ ★ ★ ★ ★


MY REVIEW:

Which mini-comic was your favorite? Why did you like it best?
Draw or create your own scene using that same style.

Great job! Check out **[scholastic.com/homebase](https://www.scholastic.com/homebase)** to start your Summer Reading Streak!

DOG MAN & FRIENDS SUMMER CAMP

GEORGE & HAROLD'S BOOK CLUB DOG MAN: FETCH-22



Li'l Petey gets caught in some family drama while a new baddie threatens to destroy the city in the eighth Dog Man book. Can the Supa Buddies save the day? Will Cat Kid be able to help?


STARS: ★★★★★

MY REVIEW:

Have a favorite scene or character? Draw or write it here!

Great job! Check out **[scholastic.com/homebase](https://www.scholastic.com/homebase)** to start your Summer Reading Streak!

GEORGE & HAROLD'S BOOK CLUB CAPTAIN UNDERPANTS AND THE BIG, BAD BATTLE OF THE BIONIC BOOGER BOY, PART 1



This time, the boys' latest prank has snotty brainiac Melvin Sneedly in a stink. And when Melvin tries to transform himself into a bionic-powered superboy, things go from bad to boogers, literally, and the Bionic Booger Boy is born!

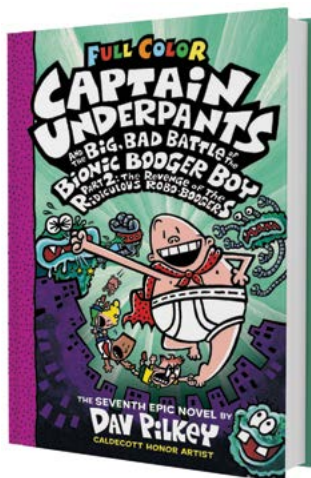
STARS: ★ ★ ★ ★ ★

MY REVIEW:

Have a favorite scene or character? Draw or write it here!

Great job! Check out [scholastic.com/homebase](https://www.scholastic.com/homebase) to start your Summer Reading Streak!

GEORGE & HAROLD'S BOOK CLUB CAPTAIN UNDERPANTS AND THE BIG, BAD BATTLE OF THE BIONIC BOOGER BOY, PART 2



Our heroes faced the Bionic Booger Boy, but they forgot about the rotten Robo-Boogers! In an epic adventure that spans space and time, only Captain Underpants can mop away these mucus monsters!

STARS: ★ ★ ★ ★ ★

MY REVIEW:




Have a favorite scene or character? Draw or write it here!

Great job! Check out **[scholastic.com/homebase](https://www.scholastic.com/homebase)** to start your Summer Reading Streak!

HOW 2
DRAW

PETEY

in 27 RidicuLously easy steps!






**How 2
DRAW**

Philly

in **24** Ridiculously easy steps!



(doing great, keep going!)












SCHOLASTIC



HOW 2
DRAW

Philly

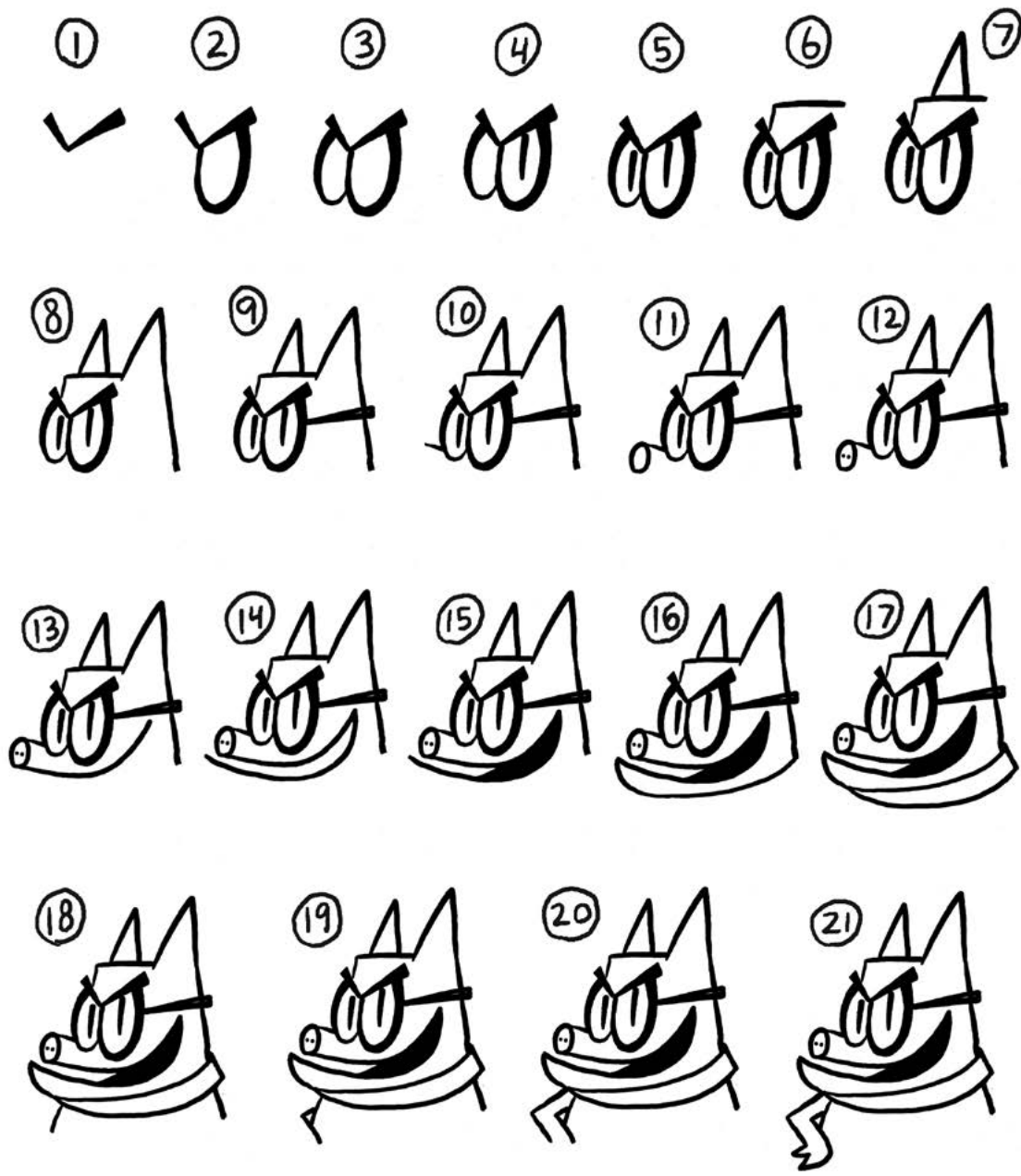
in **24** Ridiculously easy Steps! (continued)



How 2
DRAW

PiGGY

in 33 Ridiculously easy steps!



(more Piggy)



 SCHOLASTIC



How 2
DRAW

PiGGY

in 33 Ridiculously easy steps! (continued)




SCHOLASTIC



FUNNY FILL-INS

In the original version of this scene, Petey shares a childhood story. Here, we left out key words so that you can make it your own! First, without looking at the story, fill in the word blanks, then write the words into the story below. After filling in all the blanks, read the story aloud!



WORD BLANKS:

- | | |
|--------------------------------------------|-------------------------------------|
| 1 – An age younger than you are now: _____ | 5 – A sport: _____ |
| 2 – A funny word: _____ | 6 – A place: _____ |
| 3 – A plural article of clothing: _____ | 7 – A type of transportation: _____ |
| 4 – A friend's name: _____ | 8 – A number: _____ |
| | 9 – Another place: _____ |

I guess it all started when I was _____. I used to be in the
1 – An age younger than you are now

_____ Scouts! I was known far and wide for my good deeds and my
2 – A funny word

_____! But it all ended one day when _____ and I went to
3 – A plural article of clothing 4 – A friend's name

play miniature _____. Everything started out great...but then a terrible storm arose. The
5 – A sport

whole _____ began to flood. We hid on a tiny _____. But the water
6 – A place 7 – A type of transportation

rose higher and higher...and soon we were washed away. The storm raged for _____
8 – A number


weeks. Finally, we landed on _____.
9 – Another place

Compare your story above with the original in *Dog Man: Lord of the Fleas*.



SCHOLASTIC

DOG MAN & FRIENDS SUMMER CAMP



DOG MAN & FRIENDS SUMMER CAMP

DON'T MISS OUR NEXT HOME BASE CAMPFIRE EVENT



HERE'S HOW TO JOIN THE EVENT

Step 1: Go to Scholastic.com/HomeBase

Step 2: Create an account

Step 3: Visit Dog Man Island or Event Island and look for the Campfire!

Step 4: Join the event!

UPCOMING CAMPFIRE EVENTS:

July 27	12pm EST	Karaoke Event—Make Up Lyrics Together
August 10	12pm EST	Karaoke Event—Make Up Lyrics Together