



ART © DAV PILKEY

OFFICIAL GUIDE

 SCHOLASTIC

TM/© Scholastic Inc.

Hi, Educators & Caregivers!

Dav Pilkey's Epic Comic Club is all about fostering creativity in your classroom or at home.

We all want kids to develop creative thinking skills—problem solving, writing, visual art, communication skills, and open-mindedness. Dav Pilkey's Epic Comic Club takes a format kids love—comics!—and invites students to stretch their creative thinking muscles to develop characters, solve problems, practice story construction, and think out-of-the-box.

Join the Club at home or as a class!



SCHOLASTIC

TM/© Scholastic Inc.

-
- Download the Membership Kit including membership cards, certificates, and badge collection sheets.
 - Introduce the monthly Comic Starter to get kids focused on the comic they'll create.
 - Use the corresponding activity page to spark creativity on the monthly theme.
 - Upload a student/child's comics each month. Approved comics could be featured as Supa Epic Comics of the Week on the Club's website!
 - Download the special badge each month for students to add to their badge collection sheets and track their progress.
 - Visit [Scholastic.com/EpicComicClub](https://www.scholastic.com/EpicComicClub) each month for new themes, comic starters, badges, and more!



Be sure to follow the **Dog Man & Friends Facebook page** and **Educators Read with Pilkey Facebook group** for even more features and fun!



 **SCHOLASTIC**

TM/© Scholastic Inc.

Expand the Role of the Club in Your Classroom!

- Assign students to Comic Critique groups to brainstorm ideas with one another, problem-solve story issues, and share completed comics.
- Create a Comic Club bulletin board and showcase students' works each month.
- Join with an older or younger class and create comic Big Buddies to pair older and younger students to brainstorm and create comics together.
- Create a notebook or folder for each student where they can save their story ideas, activity pages, badge collection sheets, and completed comics for each month. Have a file with multiple copies of various comic panel templates for students to use. Store everything in a Comic Corner in your classroom and encourage kids to visit the Corner and work on their comics during free time.
- Select a Club president each month to help with presenting the Comic Starter, passing out and collecting materials, etc.
- Invite students to create comics in chalk on the playground.
- Incorporate comics into other subjects, such as explaining a math concept via comic or retelling a novel scene via comic.
- Photocopy the following templates and hand out to students as options for panel breakdowns when brainstorming and creating their comics.



.....

Name: _____

Comic Title: _____



.....







 SCHOLASTIC

TM/© Scholastic Inc.

.....

Name: _____

Comic Title: _____



.....

 SCHOLASTIC

TM/© Scholastic Inc.

.....

Name: _____

Comic Title: _____



.....

 SCHOLASTIC

TM/© Scholastic Inc.