









# HAVE FUN THIS SUMMER WITH **CAPTAIN UNDERPANTS**



 **SCHOLASTIC**

SCHOLASTIC TM/© Scholastic Inc. DOG MAN, CAPTAIN UNDERPANTS, CAT KID COMIC CLUB © and TM/© Dav Pilkey.

VISIT [WWW.PLANETPILKEY.COM](http://WWW.PLANETPILKEY.COM)







REPRODUCIBLE

# CAPTAIN UNDERPANTS

## GEORGE & HAROLD'S COMIC CREATOR



George and Harold like to joke around.  
Create a comic that makes you laugh!



Upload your finished comic at [EpicComicClub.com](http://EpicComicClub.com)!



# CAPTAIN UNDERPANTS

## BRAIN JOTS! THE ADVENTURES OF CAPTAIN UNDERPANTS



He's faster than a speeding waistband, more powerful than boxer shorts, and able to leap tall buildings without getting a wedgie! Meet Captain Underpants in the first book in the bestselling series!

**STARS:** ★ ★ ★ ★ ★

**MY REVIEW:**

---

---

---

**WHAT PART OF SCHOOL IS YOUR FAVORITE AND WHY?**

---

---

**WHAT TEACHER AT YOUR SCHOOL COULD BE A SUPERHERO AND WHY?**

---

---

**DRAW A PICTURE OF YOUR SCHOOL!**

# CAPTAIN UNDERPANTS

## CAPTAIN UNDERPANTS' EPIC WORD GAME BREAKING DOWN BAD GUYS

How many words can you find inside "Professor Poopypants"? Challenge a friend!  
Try it again using different villain names.

### PROFESSOR POOPYPANTS


#### BONUS VILLAIN NAMES

Wicked Wedgie Woman • Bionic Booger Boy • Talking Toilets • Cafeteria Ladies

# CAPTAIN UNDERPANTS

## GEORGE & HAROLD'S HYPNO-SPINNER

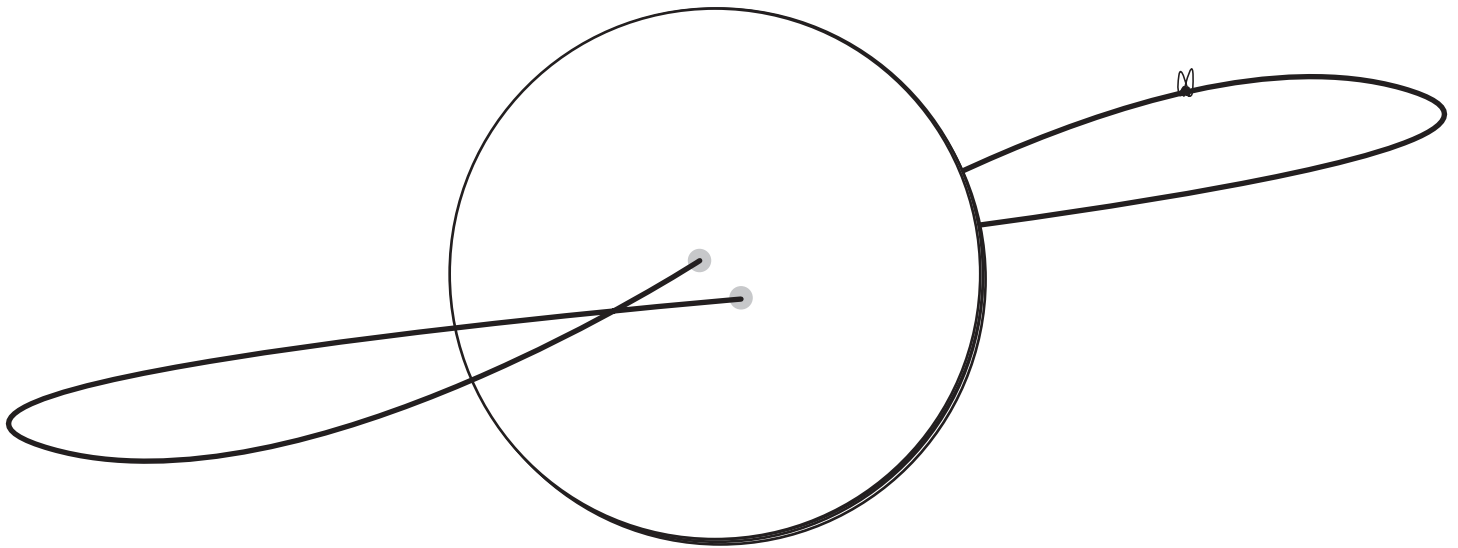
**What you'll need:** Cardboard (e.g., a cereal box), scissors, glue, markers, 20-inch piece of string or twine

**What to do:** Gather your supplies and follow the instructions below to make your own colorful spinner!


### Instructions:

1. Color in the two circle templates on the following page. Try patterns, swirls, or whatever you want. The more colors you use, the better the results.
2. Cut out the circles and use one as a guide to create a matching circle out of cardboard.
3. Glue one paper circle to each side of your cardboard circle.
4. After the glue has dried, poke two holes near the center of your spinner.
5. Thread the string through the holes and tie together. See the diagram below.

**How to play:** Keeping the spinner in the middle, hold one end of the string with one hand and the opposite end of the string with the other hand. Spin it quickly around and around until the string is twisted together. Then, pull and release until the spinner rotates and makes a buzzing sound.



# CAPTAIN UNDERPANTS





# CAPTAIN UNDERPANTS

## PROFESSOR POOPYPANTS NAME CHANGE-O-CHART 2000


I'm king of the world! That's right, Stinky Liverbreath, I'm talking to you. And you too, Goober Monkeytoes! I'm Professor Poopypants, and I've got a surprise for you. This is my magnificent Name Change-O-Chart. You will use it to find your new silly name and write it in the space below.

Why, you ask? Because I SAY SO!

**1**

**FIRST CHART: USE the First Letter of Your First Name To Determine Your NEW First Name!**

A= STINKY	J= Poopsie	R= Loopy
B= Lumpy	K= Flunky	S= Snotty
C= Buttercup	L= Booger	T= FALAFEL
D= Gidget	M= Pinky	U= Dorky
E= CRUSTY	N= Zippy	V= Squeezit
F= GREASY	O= GOOBER	W= OPRAH
G= FLUFFY	P= DOOFUS	X= SKIPPER
H= CheeseBALL	Q= SLIMY	Y= Dinky
I= Chim-Chim		Z= ZSA-ZSA




**LAFFS**

**2**

**SECOND CHART: USE the First Letter of your Last Name to determine the FIRST HALF of your NEW Last Name.**

A= Diaper	J= Monkey	R= Gizzard
B= Toilet	K= Potty	S= Pizza
C= Giggle	L= Liver	T= Gerbil
D= Bubble	M= BANANA	U= Chicken
E= Girdle	N= Rhino	V= Pickle
F= Barf	O= Burger	W= Chuckle
G= Lizard	P= Hamster	X= Tofu
H= Waffle	Q= Toad	Y= GoRILLA
I= Cootie		Z= Stinker

**LAFFS**



**3**

**THIRD CHART: Use The Last Letter of your Last Name To determine the SECOND HALF of your NEW Last Name.**

A= Head	J= Honker	R= Buns
B= Mouth	K= Butt	S= Fanny
C= Face	L= Brain	T= Sniffer
D= Nose	M= Tushie	U= Sprinkles
E= Tush	N= Chunks	V= Kisser
F= Breath	O= Hiney	W= Squirt
G= Pants	P= Biscuits	X= Humperdinck
H= Shorts	Q= Toes	Y= Brains
I= Lips		Z= Juice

**MY NEW PROFESSOR POOPYPANTS NAME IS:**

# CAPTAIN UNDERPANTS



## CAPTAIN UNDERPANTS WORD SEARCH

Tra-la-laaa! Can you find all of these words from the world of Captain Underpants?  
Look up, down, across, diagonally, and backwards—and circle them as you go!



**Booger Boy**  
**Dav Pilkey**  
**Dr. Diaper**

**Melvin Sneedly**  
**Mr. Meaner**  
**Ms. Ribble**

**Pranks**  
**Turbo Toilet**  
**Wedgie Woman**

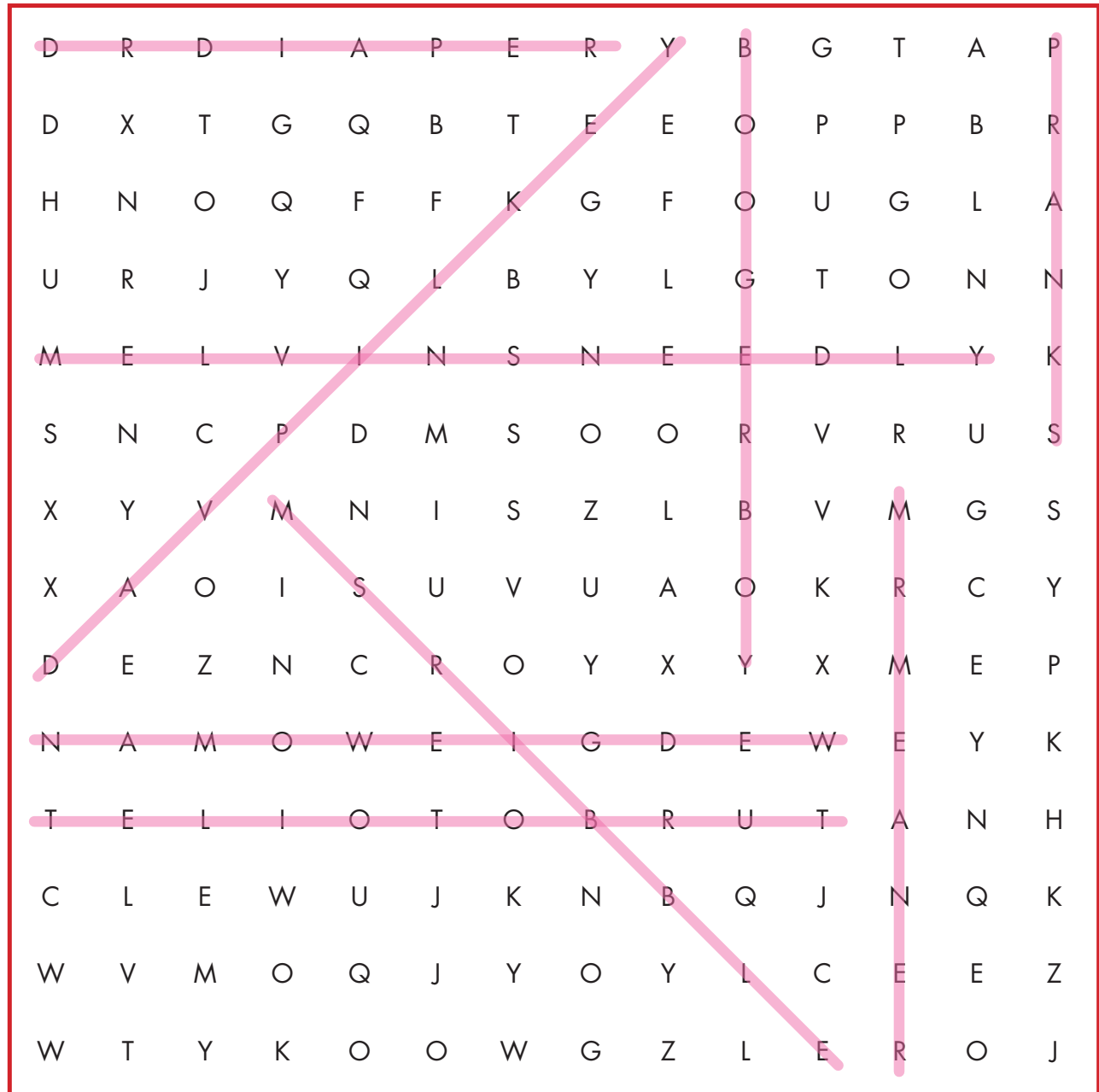
D	R	D	I	A	P	E	R	Y	B	G	T	A	P
D	X	T	G	Q	B	T	E	E	O	P	P	B	R
H	N	O	Q	F	F	K	G	F	O	U	G	L	A
U	R	J	Y	Q	L	B	Y	L	G	T	O	N	N
M	E	L	V	I	N	S	N	E	E	D	L	Y	K
S	N	C	P	D	M	S	O	O	R	V	R	U	S
X	Y	V	M	N	I	S	Z	L	B	V	M	G	S
X	A	O	I	S	U	V	U	A	O	K	R	C	Y
D	E	Z	N	C	R	O	Y	X	Y	X	M	E	P
N	A	M	O	W	E	I	G	D	E	W	E	Y	K
T	E	L	I	O	T	O	B	R	U	T	A	N	H
C	L	E	W	U	J	K	N	B	Q	J	N	Q	K
W	V	M	O	Q	J	Y	O	Y	L	C	E	E	Z
W	T	Y	K	O	O	W	G	Z	L	E	R	O	J

 **SCHOLASTIC**



# CAPTAIN UNDERPANTS

## CAPTAIN UNDERPANTS WORD SEARCH ANSWERS



SCHOLASTIC

# CAPTAIN UNDERPANTS

## HOW TO DRAW CAPTAIN UNDERPANTS

1.



2.



3.



4.



5.



6.



7.




8.




9.



10.



11.




12.



13.



14.



15.




16.



# CAPTAIN UNDERPANTS

COLOR IT!





# READ THEM ALL!



 SCHOLASTIC

SCHOLASTIC TM/© Scholastic Inc. DOG MAN, CAPTAIN UNDERPANTS, CAT KID COMIC CLUB © and TM/© Dav Pilkey.

VISIT [WWW.PLANETPILKEY.COM](http://WWW.PLANETPILKEY.COM)